

Quarterly Medium & Large OLED Display Market Track Interpretation

3Q, 2021

Chief Analyst
Dr. Choong Hoon Yi

choonghoon@ubiresearch.com
Website : www.ubiresearch.com

Table of Contents

1. Reference Guide
2. Quarterly Issue
3. Total Performance Summary
4. Quarterly Performance by Company
5. Quarterly Performance by Application
6. Market Forecast



UBI RESEARCH

1. Reference Guide

Application Covered

- Automotive
- Notebook
- Monitor
- Tablet PC
- TV
- Etc.

Substrate Covered

- Flexible OLED
- Rigid OLED

Nation Covered

- Korea
- China
- Taiwan
- Japan

Actual and Forecast

- Quarterly update
- History : 3-year, Forecast : 5-year

Unit

- Shipments : M pcs
- Revenue : US\$ millions
- Average Selling Price : US\$
- Display Area : (million m²)



2. Quarterly Issue

2. Quarterly Issue

- Apple iPad, which Samsung Display will start production from at the end of the year, will use LTPO TFT and hybrid OLED (rigid substrate + TFE). The number of panels that can be produced on the ***K line is about *** million units per quarter.
- Although there were concerns about a decrease in the utilization rate of the rigid OLED line due to the decrease in OLED for smartphones sold to Samsung Electronics, the ** line is gradually being converted to OLED production for notebooks due to the increase in demand for rigid OLED for notebooks by Samsung Electronics.
- In the first half of the year, two **K lines were put into OLED production for notebooks, and in the second half, the number is expected to increase to three or four lines.



3. Total Performance Summary

3. Total Performance Summary

> Revenue by Company

(US\$ million)

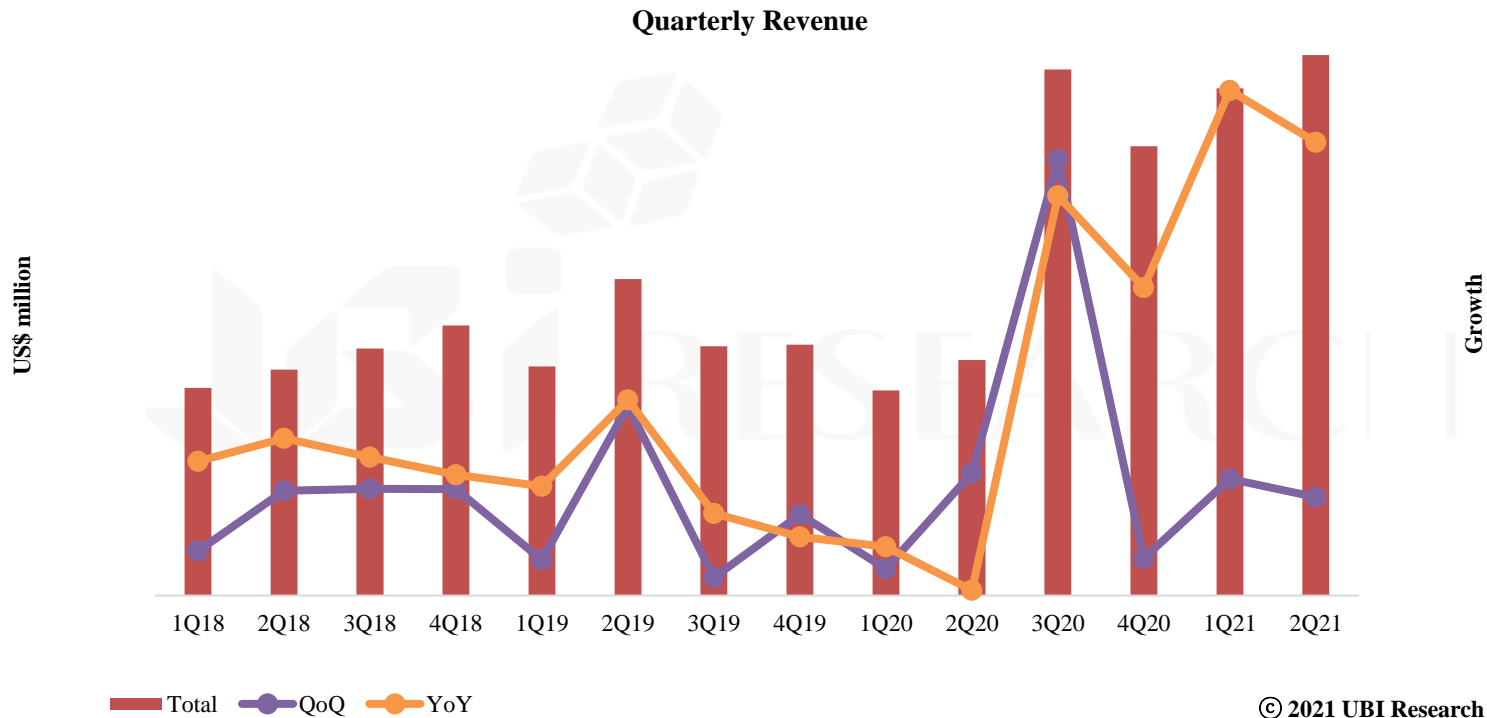
Company	Application	1Q18	2Q18	3Q18	4Q18	1Q19	2Q19	3Q19	4Q19	1Q20	2Q20	3Q20	4Q20	1Q21	2Q21
JOLED	Monitor														
LG Display	Automotive														
	TV														
Samsung Display	etc														
	NB														
	Tablet														
Total															

> Shipment by Company

(M pcs)

Company	Application	1Q18	2Q18	3Q18	4Q18	1Q19	2Q19	3Q19	4Q19	1Q20	2Q20	3Q20	4Q20	1Q21	2Q21
JOLED	Monitor														
LG Display	Automotive														
	TV														
Samsung Display	etc														
	NB														
	Tablet														
Total															

3. Total Performance Summary



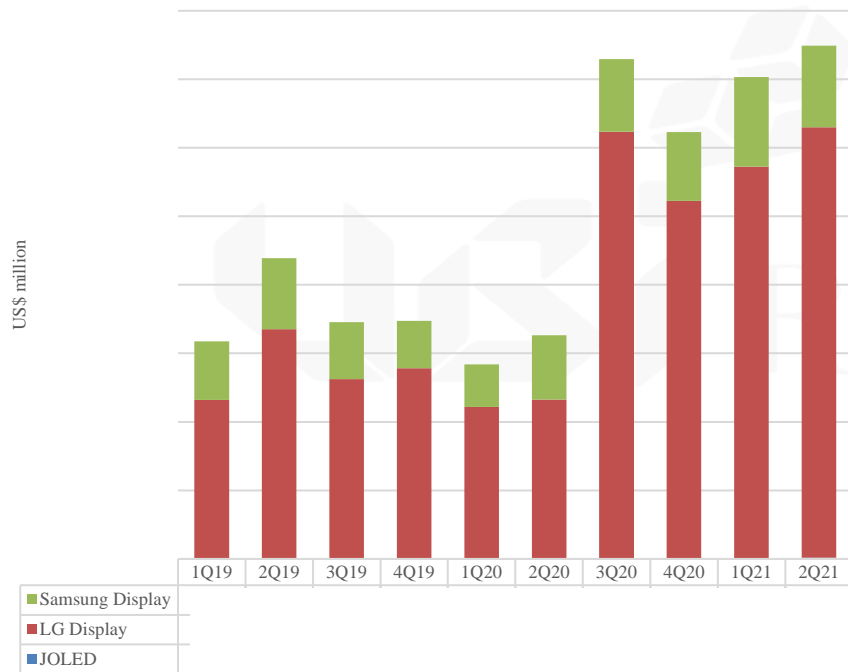
© 2021 UBI Research



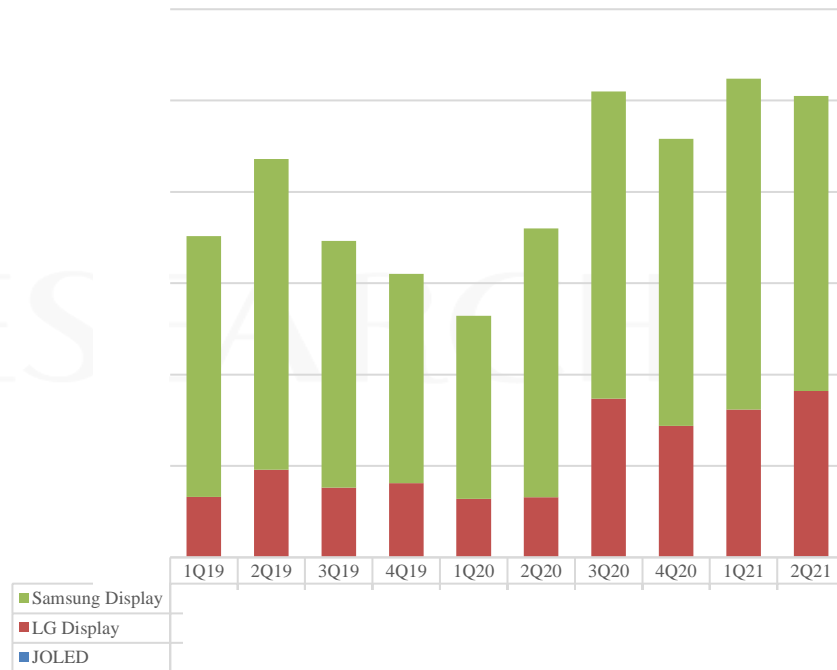
4. Quarterly Performance by Company

4. Quarterly Performance by Company

Revenue by Company



Shipment by Company

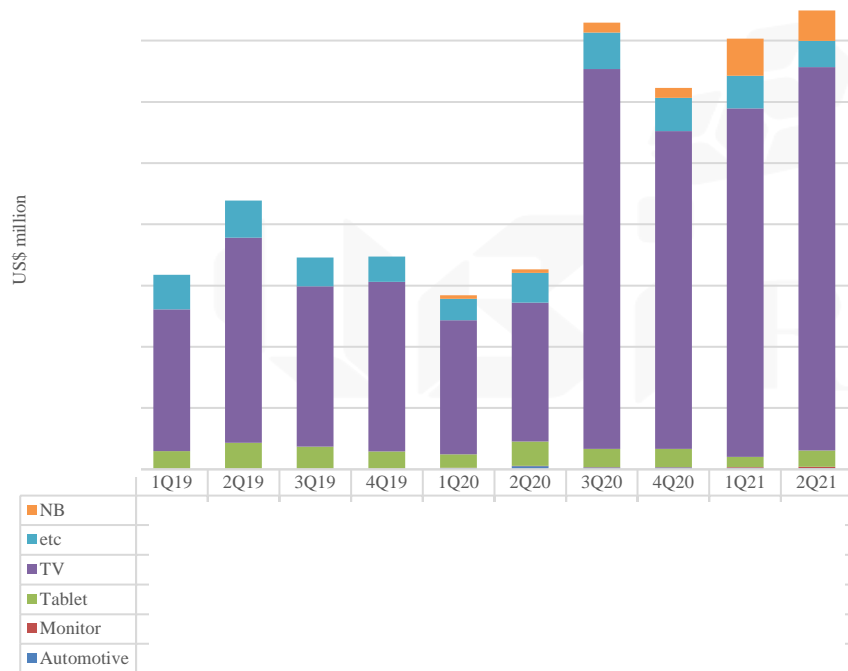


The background features a large, light gray watermark of the UBI Research logo. The logo consists of a stylized 'UBI' acronym on the left, where the 'U' and 'B' are interconnected, and the 'I' is a vertical bar. To the right of the acronym is the word 'RESEARCH' in a clean, sans-serif font. Above the 'I' and 'R' is a cluster of three interconnected cubes.

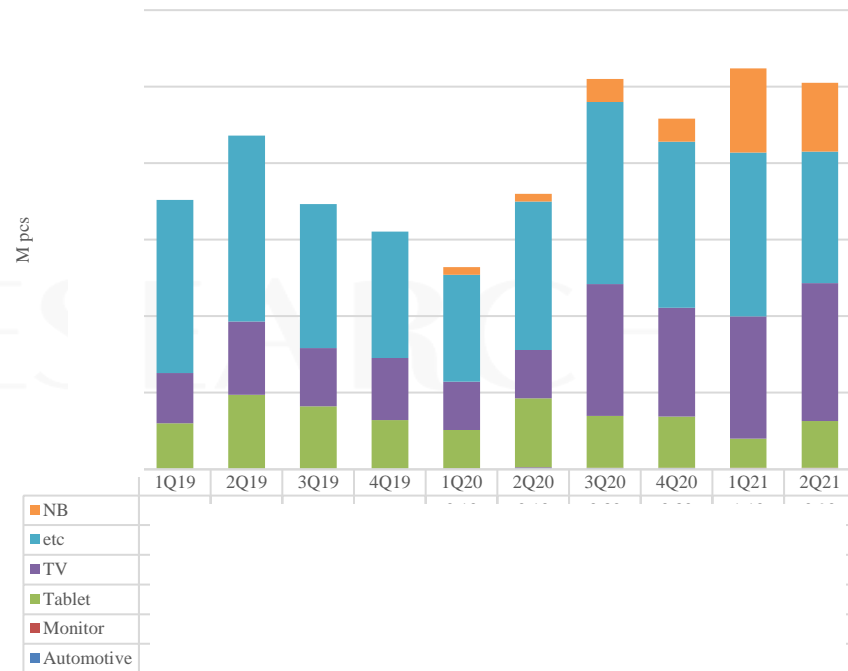
5. Quarterly Performance by Application

5. Quarterly Performance by Application

Revenue by Application



Shipment by Application





6. Market Forecast

6. Market Forecast

> Shipment forecast

(M pcs)

Company	Application	2021	2022	2023	2024	2025
JOLED	Monitor					
LG Display	Automotive					
	TV					
Samsung Display	etc					
	Monitor					
	Notebook					
	Tablet					
	TV					
Total						

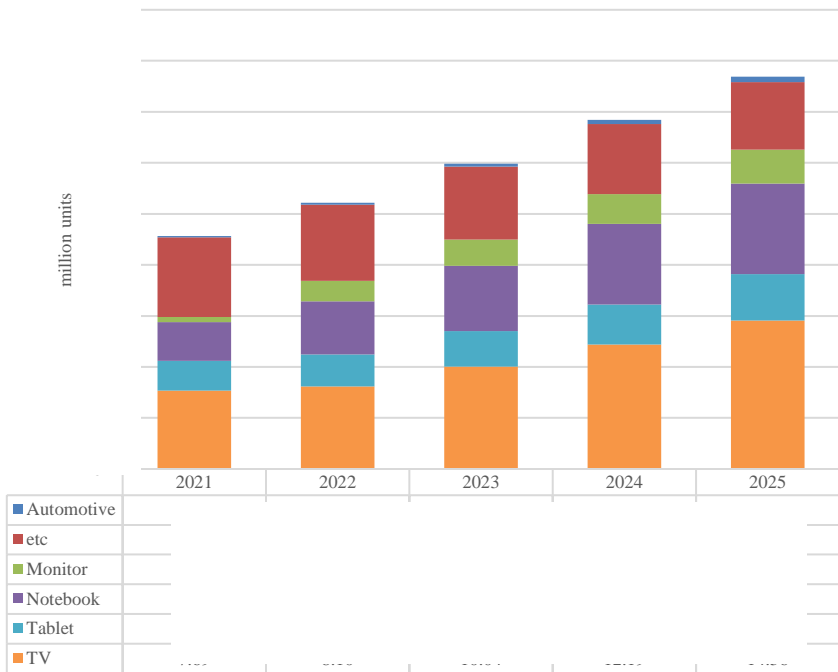
> Revenue forecast

(US\$ million)

Company	Application	2021	2022	2023	2024	2025
JOLED	Monitor					
LG Display	Automotive					
	TV					
Samsung Display	etc					
	Monitor					
	Notebook					
	Tablet					
	TV					
Total						

6. Market Forecast

Shipment forecast by applicaiton



Shipment ratio forecast by applicaiton





Chief Analyst
Dr. Choong Hoon YI