

Quarterly Small OLED Display Market Track Interpretation

4Q, 2021

Chief Analyst
Dr. Choong Hoon YI

choonghoon@ubiresearch.com
Website : www.ubiresearch.com

Table of Contents

- 1. Reference Guide**
- 2. Quarterly Issue**
- 3. Total Performance Summary**
- 4. Quarterly Performance by Company**
- 5. Quarterly Performance by Application**
- 6. Market Forecast**

1. Reference Guide

Application Covered

- Smartphone
- Foldable phone
- Watch

Substrate Covered

- Flexible OLED
- Rigid OLED

Nation Covered

- Korea
- China
- Taiwan
- Japan

Actual and Forecast

- Quarterly update
- History : 3-year, Forecast : 5-year

Unit

- Shipments : M pcs
- Revenue : US\$ millions
- Average Selling Price : US\$
- Display Area : (million m²)



Small OLED Display Quarterly Market Track_PIVOT - 4Q21 Data Tables

- [Quarterly Capacity](#)
- [Quarterly Capacity Glass Area](#)
- [Quarterly Capacity Glass Area Chart](#)
- [PIVOT Quarterly Performance](#)
- [PIVOT Quarterly ASP Trend](#)
- [PIVOT Forecast](#)
- [Supply & Demand for Smartphone](#)

Analyst: Choong Hoon Yi: choonghoon@ubiresearch.com
www.ubiresearch.com

[Notice]

1. This file is published by UBI RESEARCH.
2. This file is available for buyers only, if not, he or she shall compensates ten times of the buying price due to the violation of the copyright.
3. This file is disclose-able with the consent of UBI RESEARCH.
4. This file is subject to UBI RESEARCH and the printing, copying, and binding are governed by the relevant laws.

L10

A B C D E F G H I J K L M N O P Q R S T U V W X Y Z AA AB AC AD AE AF AG



Main

Data_Quarterly

- Contents
> Glass Area

> Quarterly Capacity_Glass Area

(million m)

| | Nation | Company | Fab. Location | Gen | Backplane | 1Q19 | 2Q19 | 3Q19 | 4Q19 | 1Q20 | 2Q20 | 3Q20 | 4Q20 | 1Q21 | 2Q21 | 3Q21 | 4Q21 | 1Q22 | 2Q22 | 3Q22 | 4Q22 | 1Q23 | 2Q23 | 3Q23 | 4Q23 | 1Q24 | 2Q24 | 3Q24 | 4Q24 | 1Q25 | 2Q25 | 3Q25 | 4Q25 | |
|----|--------|-----------------|---------------|------|-----------|------|------|------|------|------|------|------|------|------|------|------|------|------|------|------|------|------|------|------|------|------|------|------|------|------|------|------|------|--|
| 13 | Korea | Samsung Display | Cheonan A1 | 4 | LTPS TFT | | | | | | | | | | | | | | | | | | | | | | | | | | | | | |
| 14 | Korea | Samsung Display | Tangjeong A2 | 5.5 | LTPS TFT | | | | | | | | | | | | | | | | | | | | | | | | | | | | | |
| 15 | Korea | Samsung Display | Tangjeong A3 | 6 | LTPS TFT | | | | | | | | | | | | | | | | | | | | | | | | | | | | | |
| 16 | Korea | Samsung Display | Tangjeong A3 | 6 | LTPO TFT | | | | | | | | | | | | | | | | | | | | | | | | | | | | | |
| 17 | Korea | Samsung Display | Tangjeong A4 | 6 | LTPS TFT | | | | | | | | | | | | | | | | | | | | | | | | | | | | | |
| 18 | Korea | Samsung Display | Tangjeong A4 | 6 | LTPO TFT | | | | | | | | | | | | | | | | | | | | | | | | | | | | | |
| 19 | Korea | LG Display | Paju E2 | 4 | LTPS TFT | | | | | | | | | | | | | | | | | | | | | | | | | | | | | |
| 20 | Korea | LG Display | Paju E6 | 6 | LTPS TFT | | | | | | | | | | | | | | | | | | | | | | | | | | | | | |
| 21 | Korea | LG Display | Paju E6 | 6 | LTPO TFT | | | | | | | | | | | | | | | | | | | | | | | | | | | | | |
| 22 | Korea | LG Display | Gumi E5 | 6 | LTPS TFT | | | | | | | | | | | | | | | | | | | | | | | | | | | | | |
| 23 | China | BOE | Mianyang B11 | 6 | LTPS TFT | | | | | | | | | | | | | | | | | | | | | | | | | | | | | |
| 24 | China | BOE | Chengdu B7 | 6 | LTPS TFT | | | | | | | | | | | | | | | | | | | | | | | | | | | | | |
| 25 | China | BOE | Ordos B6 | 5.5 | LTPS TFT | | | | | | | | | | | | | | | | | | | | | | | | | | | | | |
| 26 | China | BOE | Chongqing B12 | 6 | LTPS TFT | | | | | | | | | | | | | | | | | | | | | | | | | | | | | |
| 27 | China | CSOT | Wuhan T4 | 6 | LTPS TFT | | | | | | | | | | | | | | | | | | | | | | | | | | | | | |
| 28 | China | Everdisplay | Shanghai | 4.5 | LTPS TFT | | | | | | | | | | | | | | | | | | | | | | | | | | | | | |
| 29 | China | Everdisplay | Shanghai | 6 | LTPS TFT | | | | | | | | | | | | | | | | | | | | | | | | | | | | | |
| 30 | China | Royole | Shenzhen | 5.5 | LTPS TFT | | | | | | | | | | | | | | | | | | | | | | | | | | | | | |
| 31 | China | Tianma | Shanghai | 5.5 | LTPS TFT | | | | | | | | | | | | | | | | | | | | | | | | | | | | | |
| 32 | China | Tianma | Wuhan | 6 | LTPS TFT | | | | | | | | | | | | | | | | | | | | | | | | | | | | | |
| 33 | China | Tianma | Xiamen | 6 | LTPS TFT | | | | | | | | | | | | | | | | | | | | | | | | | | | | | |
| 34 | China | Truly | Huizhou | 4 | LTPS TFT | | | | | | | | | | | | | | | | | | | | | | | | | | | | | |
| 35 | China | Truly | Renshou | 6 | LTPS TFT | | | | | | | | | | | | | | | | | | | | | | | | | | | | | |
| 36 | China | Visionox | Guan V2 | 6 | LTPS TFT | | | | | | | | | | | | | | | | | | | | | | | | | | | | | |
| 37 | China | Visionox | Hefei V3 | 6 | LTPS TFT | | | | | | | | | | | | | | | | | | | | | | | | | | | | | |
| 38 | China | Visionox | Kunshan V1 | 5.5 | LTPS TFT | | | | | | | | | | | | | | | | | | | | | | | | | | | | | |
| 39 | Japan | Japan Display | Mobara | 6 | LTPS TFT | | | | | | | | | | | | | | | | | | | | | | | | | | | | | |
| 40 | Japan | Sharp | Sakai | 4.5 | LTPS TFT | | | | | | | | | | | | | | | | | | | | | | | | | | | | | |
| 41 | Taiwan | AUO | Linkou | 3.25 | LTPS TFT | | | | | | | | | | | | | | | | | | | | | | | | | | | | | |
| 42 | Taiwan | AUO | Singapore | 4 | LTPS TFT | | | | | | | | | | | | | | | | | | | | | | | | | | | | | |

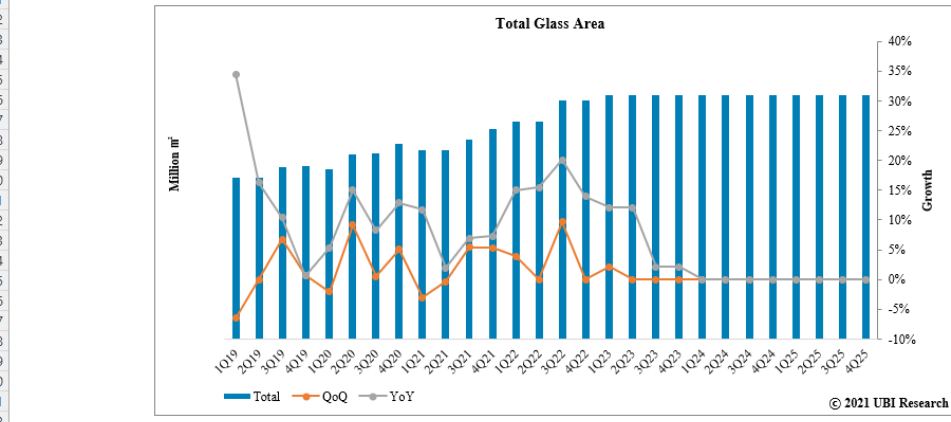


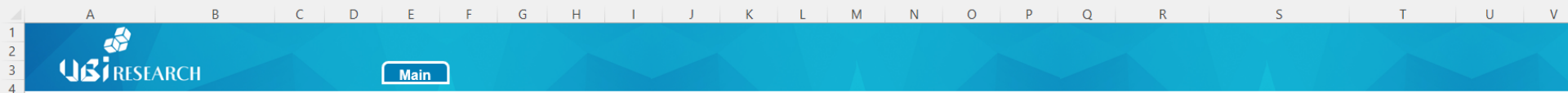
Capacity Chart_Quarterly

- Contents
- > Total Glass Area
- > Glass Area by Company and Ratio
- > Glass Area by TFT Technology and ratio
- > Glass Area by Generation and Ratio
- > Glass Area by Substrate and Ratio
- > Glass Area by Nation and Ratio

> Total Glass Area (million m²)

| Item | 1Q19 | 2Q19 | 3Q19 | 4Q19 | 1Q20 | 2Q20 | 3Q20 | 4Q20 | 1Q21 | 2Q21 | 3Q21 | 4Q21 | 1Q22 | 2Q22 | 3Q22 | 4Q22 | 1Q23 | 2Q23 | 3Q23 | 4Q23 | 1Q24 | 2Q24 | 3Q24 | 4Q24 | 1Q25 | 2Q25 | 3Q25 | 4Q25 | |
|-------|------|------|------|------|------|------|------|------|------|------|------|------|------|------|------|------|------|------|------|------|------|------|------|------|------|------|------|------|--|
| Total | | | | | | | | | | | | | | | | | | | | | | | | | | | | | |
| QoQ | | | | | | | | | | | | | | | | | | | | | | | | | | | | | |
| YoY | | | | | | | | | | | | | | | | | | | | | | | | | | | | | |





Quarterly Shipment Performance

- Contents
> Pivot of quarterly shipment performance (Mpcs)

- Nation (All) [v]
- Substrate (All) [v]
- Resolution (All) [v]
- Size (All) [v]

| Application | Company | Mpcs | | | | | | | | | | | | | | | |
|----------------|-----------------|------|------|------|------|------|------|------|------|------|------|------|------|------|------|------|--|
| | | 1Q18 | 2Q18 | 3Q18 | 4Q18 | 1Q19 | 2Q19 | 3Q19 | 4Q19 | 1Q20 | 2Q20 | 3Q20 | 4Q20 | 1Q21 | 2Q21 | 3Q21 | |
| Smart Phone | LG Display | | | | | | | | | | | | | | | | |
| | Samsung Display | | | | | | | | | | | | | | | | |
| | AUO | | | | | | | | | | | | | | | | |
| | BOE | | | | | | | | | | | | | | | | |
| | CSOT | | | | | | | | | | | | | | | | |
| | Tianma | | | | | | | | | | | | | | | | |
| | Truly | | | | | | | | | | | | | | | | |
| | Visionox | | | | | | | | | | | | | | | | |
| Watch | EverDisplay | | | | | | | | | | | | | | | | |
| | LG Display | | | | | | | | | | | | | | | | |
| | Samsung Display | | | | | | | | | | | | | | | | |
| | JDI | | | | | | | | | | | | | | | | |
| | AUO | | | | | | | | | | | | | | | | |
| | BOE | | | | | | | | | | | | | | | | |
| | Tianma | | | | | | | | | | | | | | | | |
| | Visionox | | | | | | | | | | | | | | | | |
| Foldable Phone | Samsung Display | | | | | | | | | | | | | | | | |
| | BOE | | | | | | | | | | | | | | | | |
| Total | | | | | | | | | | | | | | | | | |

Quarterly Revenue Performance

- Contents
> Pivot of quarterly revenue performance (US\$ million)

- Nation (All) [v]
- Substrate (All) [v]
- Resolution (All) [v]
- Size (All) [v]

| Application | Company | US\$ million | |
|----------------|-----------------|--------------|------|
| | | 1Q18 | 2Q18 |
| Smart Phone | LG Display | | |
| | Samsung Display | | |
| | AUO | | |
| | BOE | | |
| | CSOT | | |
| | Tianma | | |
| | Truly | | |
| | Visionox | | |
| Watch | EverDisplay | | |
| | LG Display | | |
| | Samsung Display | | |
| | JDI | | |
| | AUO | | |
| | BOE | | |
| | Tianma | | |
| | Visionox | | |
| Foldable Phone | EverDisplay | | |
| | Samsung Display | | |
| Total | | | |



Yearly Forecast Shipment

- Contents
> Pivot of forecast shipment (Mpcs)

Nation (All) ▾
Substrate (All) ▾

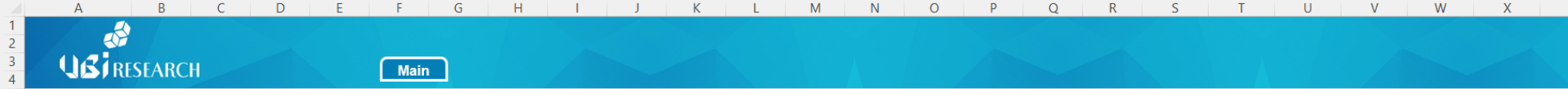
| | | M pcs | | | | | |
|-------------------|----------------|-------|------|------|------|------|------|
| Company | Application | 2021 | 2022 | 2023 | 2024 | 2025 | 2026 |
| ▢ AUO | Watch | | | | | | |
| ▢ BOE | Foldable Phone | | | | | | |
| | Smart Phone | | | | | | |
| | Watch | | | | | | |
| ▢ CSOT | Smart Phone | | | | | | |
| ▢ EDO | Smart Phone | | | | | | |
| | Watch | | | | | | |
| ▢ JDI | Watch | | | | | | |
| ▢ LG Display | Smart Phone | | | | | | |
| | Watch | | | | | | |
| ▢ Samsung Display | Foldable Phone | | | | | | |
| | Smart Phone | | | | | | |
| | Watch | | | | | | |
| ▢ Tianma | Smart Phone | | | | | | |
| | Watch | | | | | | |
| ▢ Truly | Smart Phone | | | | | | |
| ▢ Visionox | Smart Phone | | | | | | |
| | Watch | | | | | | |
| Total | | | | | | | |

Yearly Forecast Revenue

- Contents
> Pivot of forecast revenue (US\$ million)

Nation (All) ▾
Substrate (All) ▾

| | | US\$ million | | | | | |
|-------------------|----------------|--------------|------|------|------|------|------|
| Company | Application | 2021 | 2022 | 2023 | 2024 | 2025 | 2026 |
| ▢ AUO | Watch | | | | | | |
| ▢ BOE | Foldable Phone | | | | | | |
| | Smart Phone | | | | | | |
| | Watch | | | | | | |
| ▢ CSOT | Smart Phone | | | | | | |
| ▢ EDO | Smart Phone | | | | | | |
| | Watch | | | | | | |
| ▢ JDI | Watch | | | | | | |
| ▢ LG Display | Smart Phone | | | | | | |
| | Watch | | | | | | |
| ▢ Samsung Display | Foldable Phone | | | | | | |
| | Smart Phone | | | | | | |
| | Watch | | | | | | |
| ▢ Tianma | Smart Phone | | | | | | |
| | Watch | | | | | | |
| ▢ Truly | Smart Phone | | | | | | |
| ▢ Visionox | Smart Phone | | | | | | |
| | Watch | | | | | | |
| Total | | | | | | | |



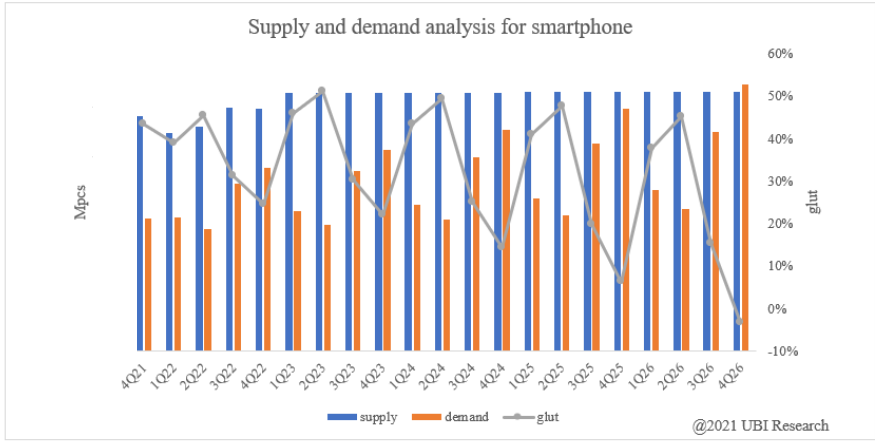
■ Quarterly Supply and Demand Analysis

- Contents
- > Supply and Demand Analysis for Smartphone

> Supply and Demand Analysis for Smartphone

(M pcs)

| | 4Q21 | 1Q22 | 2Q22 | 3Q22 | 4Q22 | 1Q23 | 2Q23 | 3Q23 | 4Q23 | 1Q24 | 2Q24 | 3Q24 | 4Q24 | 1Q25 | 2Q25 | 3Q25 | 4Q25 | 1Q26 | 2Q26 | 3Q26 | 4Q26 | |
|--------|------|------|------|------|------|------|------|------|------|------|------|------|------|------|------|------|------|------|------|------|------|--|
| supply | | | | | | | | | | | | | | | | | | | | | | |
| demand | | | | | | | | | | | | | | | | | | | | | | |
| glut | | | | | | | | | | | | | | | | | | | | | | |





Chief Analyst
Dr. Choong Hoon YI