

Quarterly OLED Emitting Material Market Tracker

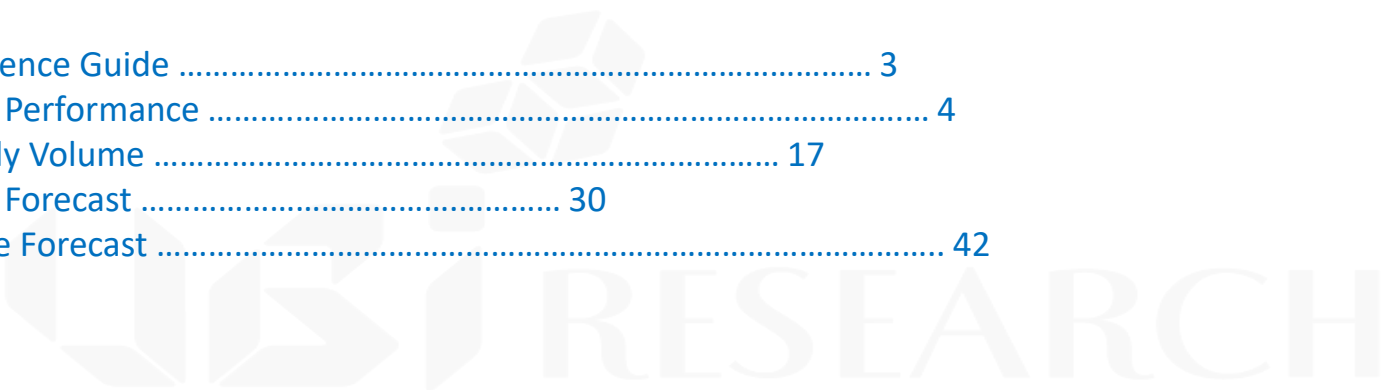
4Q, 2021

Analyst
Daejeong YOON

ydj7211@ubiresearch.com
Website : www.ubiresearch.com

Table of Contents

- 1. Reference Guide 3
- 2. Sales Performance 4
- 3. Supply Volume 17
- 4. Sales Forecast 30
- 5. Usage Forecast 42



Reference Guide

Application Covered

- Smartphone
- TV

Nation Covered

- Korea
- China

Purpose Covered

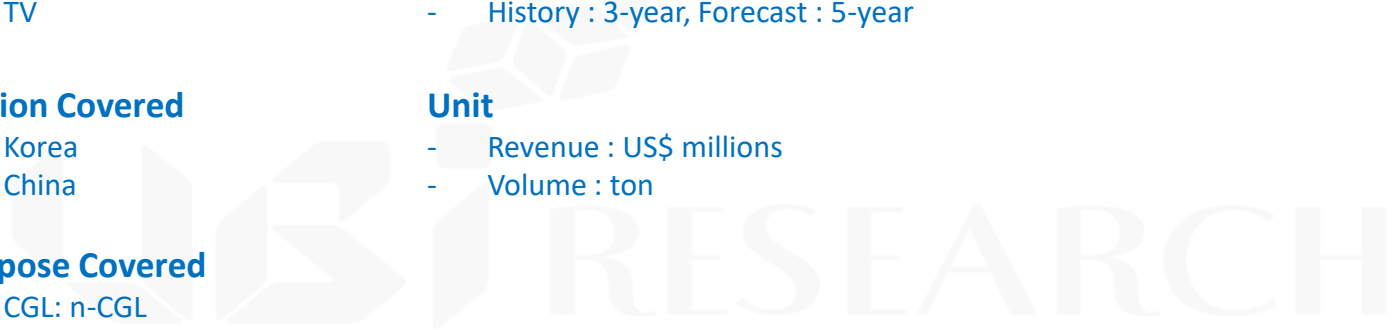
- CGL: n-CGL
- CPL
- Dopant: R, G, B, YG
- ETL: EIL, ETL, aETL
- Host: R, G, B, YG
- HTL: HIL, HTL, P+, RGB Prime

Actual and Forecast

- Quarterly update
- History : 3-year, Forecast : 5-year

Unit

- Revenue : US\$ millions
- Volume : ton





AMOLED Emitting Material Market Track

- 4Q21 Data Tables

> **Remarks**

> **Average Sales Price of Emitting Materials_Q**

> **Sales Performance**

[Sales Performance and Supply Volume of Emitting Material Companies_Q](#)

[PIVOT Quarterly Sales](#)

[PIVOT Quarterly Supply Volume](#)

> **Forecast**

[PIVOT Sales Forecast](#)

[PIVOT Usage Forecast](#)

> www.ubiresearch.com

[Notice]

1. This file is published by UBI RESEARCH.
2. This file is available for buyers only, if not, he or she shall compensates ten times of the buying price due to the violation of the copyright.
3. This file is disclose-able with the consent of UBI RESEARCH.
4. This file is subject to UBI RESEARCH and the printing, copying, and binding are governed by the relevant laws.



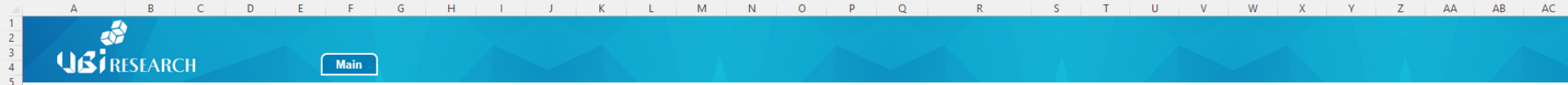
■ Average Sales Price of Emitting Materials

- Contents
- > ASP of Emitting Materials
- > ASP of Host Materials
- > ASP of Dopant Materials
- > ASP of Common Layer Materials

> ASP of Emitting Materials (\$/g)

Items	1Q18	2Q18	3Q18	4Q18	1Q19	2Q19	3Q19	4Q19	1Q20	2Q20	3Q20	4Q20	1Q21	2Q21	3Q21
Red Host															
Red Dopant															
Green Host															
Green Dopant															
Blue Host															
Blue Dopant															
aETL															
EIL															
ETL															
HIL															
HITL															
HTL															
R'															
G'															
B'															

> ASP of Host Materials (\$/g)



■ Sales Performance and Supply Volume of Emitting Material Companies_Quarterly

- Contents
- > Sales Performance by Material Company and the Market Share
- > Supply Volume by Material Company and the Market Share

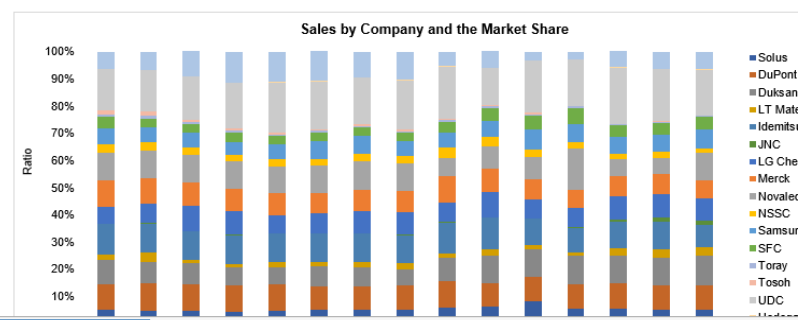
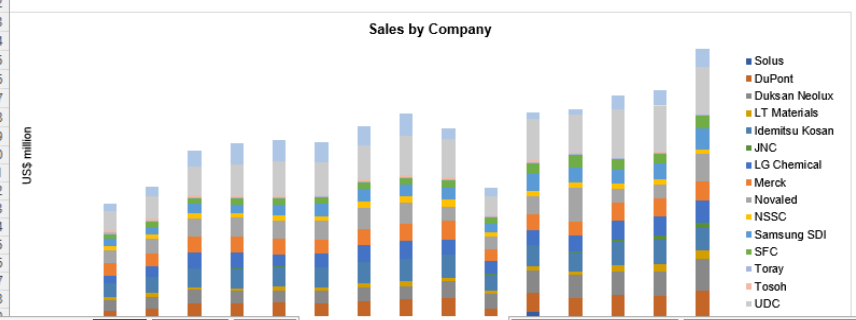
> Sales by Material Company

(US\$ million)

Company	1Q18	2Q18	3Q18	4Q18	1Q19	2Q19	3Q19	4Q19	1Q20	2Q20	3Q20	4Q20	1Q21	2Q21	3Q21	
Solus																
DuPont																
Duksan Neolux																
LT Materials																
Idemitsu Kosan																
JNC																
LG Chemical																
Merck																
Novaled																
NSSC																
Samsung SDI																
SFC																
Toray																
Tosoh																
UDC																
Hodogaya																
etc																
Total																

> Sales by Company and the Market Share

Company	1Q18	2Q18	3Q18	4Q18	1Q19	2Q19	3Q19	4Q19	1Q20	2Q20	3Q20	
Solus												
DuPont												
Duksan Neolux												
LT Materials												
Idemitsu Kosan												
JNC												
LG Chemical												
Merck												
Novaled												
NSSC												
Samsung SDI												
SFC												
Toray												
Tosoh												
UDC												
Hodogaya												
etc												
Total												



T35

A B C D E F G H I J K L M N O

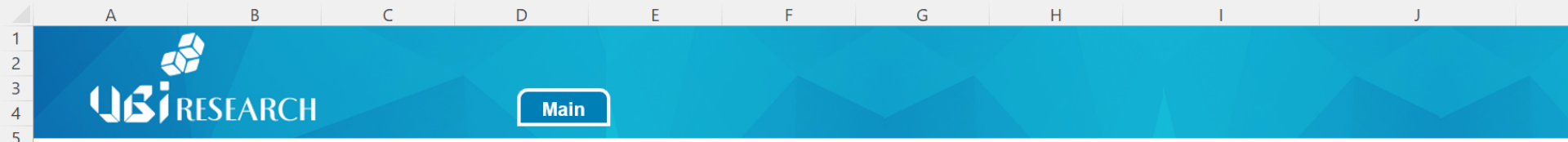


■ Emitting Material Supply Volume_Quarterly

- Contents
> Pivot of Quarterly Supply Volume (kg)

- 10 Nation (All) ▾
- 11 Application (All) ▾
- 12 Layer (All) ▾
- 13 OLED (All) ▾
- 14 Purpose (All) ▾
- 15 Material (All) ▾

	kg													
Company	Sum of 1Q18_kg	Sum of 2Q18_kg	Sum of 3Q18_kg	Sum of 4Q18_kg	Sum of 1Q19_kg	Sum of 2Q19_kg	Sum of 3Q19_kg	Sum of 4Q19_kg	Sum of 1Q20_kg	Sum of 2Q20_kg	Sum of 3Q20_kg	Sum of 4Q20_kg	Sum of 1Q21_kg	Sum of 2Q21_kg
BOE														
CSOT														
Everdisplay														
LG Display														
Samsung Display														
Tianma														
Visionox														
Royole														
Truly														
AUO														
Sony														
Sharp														
Japan Display														
Grand Total														



■ Emitting Materials Market Sales Forecast

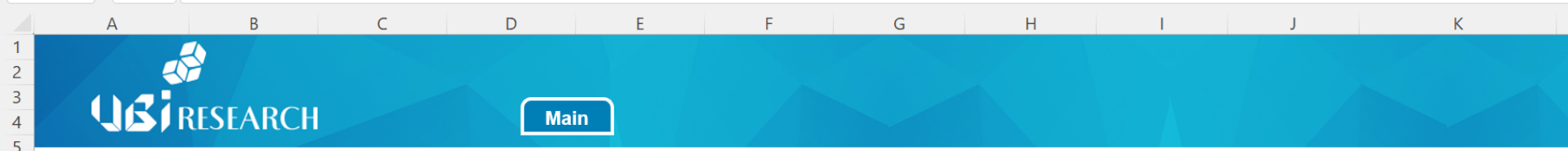
- Contents

> Pivot of Yearly Sales Forecast (US\$ million)

10	Nation	(All)	▼
11	Layers	(All)	▼
12	OLED Method	(All)	▼
13	Application	(All)	▼
14	Materials	(All)	▼

US\$ million					
Company	Sum of Ex_2021	Sum of Ex_2022	Sum of Ex_2023	Sum of Ex_2024	Sum of Ex_2025

- 18 BOE
- 19 CSOT
- 20 Everdisplay
- 21 LG Display
- 22 Samsung Display
- 23 Tianma
- 24 Visionox
- 25 **Grand Total**



■ Emitting Materials Market Sales Forecast

- Contents

> Pivot of Yearly Usage Forecast (kg)

10	Nation	(All)	▼
11	Layers	(All)	▼
12	OLED Method	(All)	▼
13	Application	(All)	▼
14	Materials	(All)	▼

		kg				
Company	▼	Sum of U_2021	Sum of U_2022	Sum of U_2023	Sum of U_2024	Sum of U_2025

- 18 BOE
- 19 CSOT
- 20 Everdisplay
- 21 LG Display
- 22 Samsung Display
- 23 Tianma
- 24 Visionox
- 25 **Grand Total**



Analyst
Daejeong YOON