

Quarterly OLED Emitting Material Market Tracker

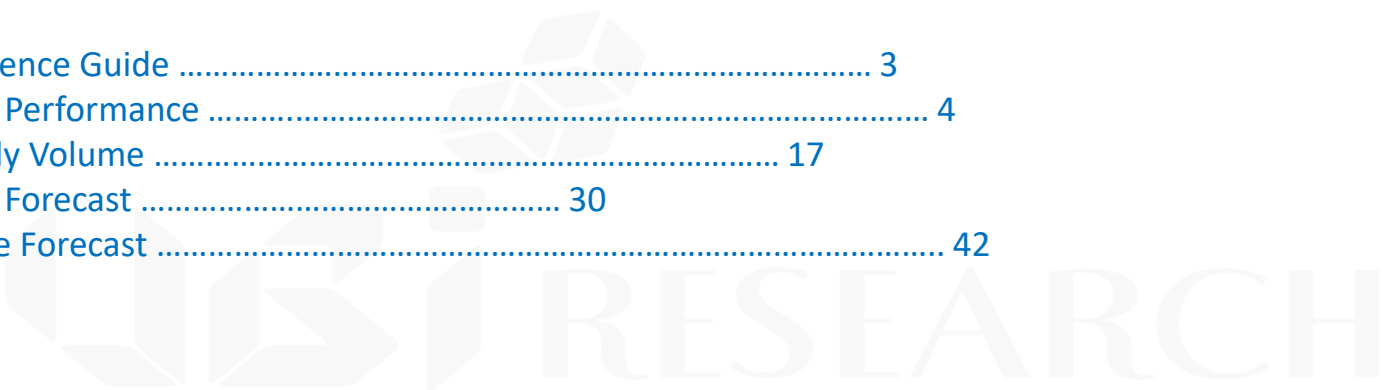
1Q, 2022

Analyst
Daejeong YOON

ydj7211@ubiresearch.com
Website : www.ubiresearch.com

Table of Contents

- 1. Reference Guide 3
- 2. Sales Performance 4
- 3. Supply Volume 17
- 4. Sales Forecast 30
- 5. Usage Forecast 42



Reference Guide

Application Covered

- Smartphone
- TV

Nation Covered

- Korea
- China

Purpose Covered

- CGL: n-CGL
- CPL
- Dopant: R, G, B, YG
- ETL: EIL, ETL, aETL
- Host: R, G, B, YG
- HTL: HIL, HTL, P+, RGB Prime

Actual and Forecast

- Quarterly update
- History : 3-year, Forecast : 5-year

Unit

- Revenue : US\$ millions
- Volume : ton





AMOLED Emitting Material Market Track

- 1Q22 Data Tables

> **Remarks**

> **Average Sales Price of Emitting Materials_Q**

> **Sales Performance**

[Sales Performance and Supply Volume of Emitting Material Companies_Q](#)

[PIVOT Quarterly Sales](#)

[PIVOT Quarterly Supply Volume](#)

> **Forecast**

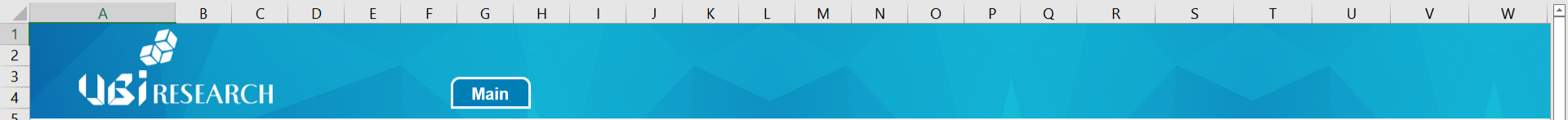
[PIVOT Sales Forecast](#)

[PIVOT Usage Forecast](#)

> www.ubiresearch.com

[Notice]

1. This file is published by UBI RESEARCH.
2. This file is available for buyers only, if not, he or she shall compensate ten times of the buying price due to the violation of the copyright.
3. This file is disclose-able with the consent of UBI RESEARCH.
4. This file is subject to UBI RESEARCH and the printing, copying, and binding are governed by the relevant laws.



■ Average Sales Price of Emitting Materials

- Contents
- > ASP of Emitting Materials
- > ASP of Host Materials
- > ASP of Dopant Materials
- > ASP of Common Layer Materials

> ASP of Emitting Materials (\$/g)

Items	1Q18	2Q18	3Q18	4Q18	1Q19	2Q19	3Q19	4Q19	1Q20	2Q20	3Q20	4Q20	1Q21	2Q21	3Q21	4Q21
Red Host																
Red Dopant																
Green Host																
Green Dopant																
Blue Host																
Blue Dopant																
aETL																
EIL																
ETL																
HIL																
HITL																
HTL																
R'																
G'																
B'																

> ASP of Host Materials (\$/g)



■ Sales Performance and Supply Volume of Emitting Material Companies_Quarterly

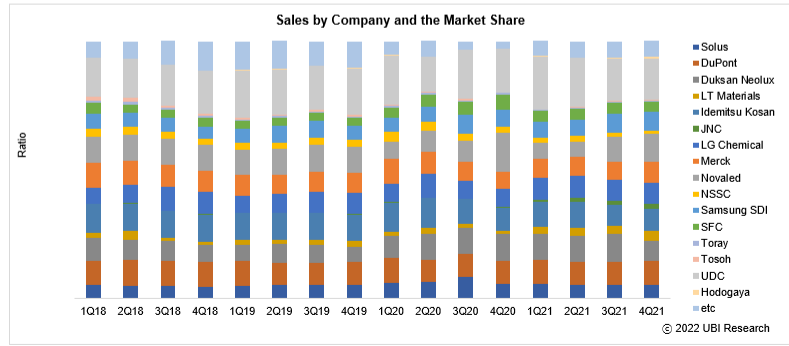
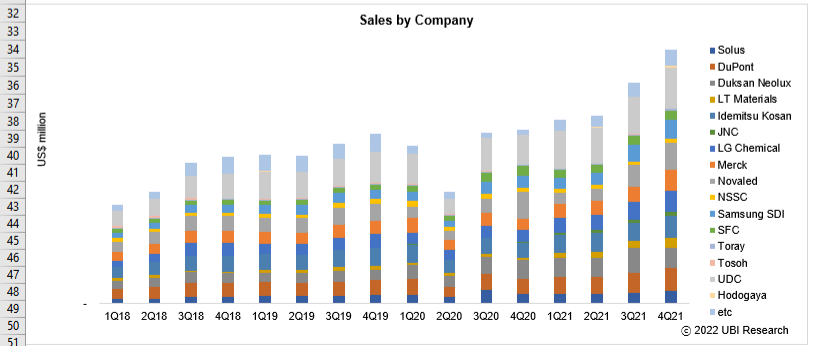
- Contents
- > Sales Performance by Material Company and the Market Share
- > Supply Volume by Material Company and the Market Share

> Sales by Material Company (US\$ million)

Company	1Q18	2Q18	3Q18	4Q18	1Q19	2Q19	3Q19	4Q19	1Q20	2Q20	3Q20	4Q20	1Q21	2Q21	3Q21	4Q21
Solus																
DuPont																
Duksan Neolux																
LT Materials																
Idemitsu Kosan																
JNC																
LG Chemical																
Merck																
Novaled																
NSSC																
Samsung SDI																
SFC																
Toray																
Tosoh																
UDC																
Hodogaya																
etc																
Total																

> Sales by Company and the Market Share

Company	1Q18	2Q18	3Q18	4Q18	1Q19	2Q19	3Q19	4Q19	1Q20	2Q20	3Q20	4Q20
Solus												
DuPont												
Duksan Neolux												
LT Materials												
Idemitsu Kosan												
JNC												
LG Chemical												
Merck												
Novaled												
NSSC												
Samsung SDI												
SFC												
Toray												
Tosoh												
UDC												
Hodogaya												
etc												
Total												





■ Emitting Material Supply Volume_Quarterly

- Contents

> Pivot of Quarterly Supply Volume (kg)

- 10 Nation (All) ▾
- 11 Application (All) ▾
- 12 Layer (All) ▾
- 13 OLED (All) ▾
- 14 Purpose (All) ▾
- 15 Material (All) ▾

		kg															
Company	▾	1Q18	2Q18	3Q18	4Q18	1Q19	2Q19	3Q19	4Q19	1Q20	2Q20	3Q20	4Q20	1Q21	2Q21	3Q21	4Q21
BOE																	
CSOT																	
Everdisplay																	
LG Display																	
Samsung Display																	
Tianma																	
Visionox																	
Royole																	
Truly																	
AUO																	
Sony																	
Sharp																	
Japan Display																	
Grand Total																	



6 ■ Emitting Materials Market Sales Forecast

7 - Contents

8 > Pivot of Yearly Sales Forecast (US\$ million)

- 10 Nation (All) ▾
- 11 Layers (All) ▾
- 12 OLED Method (All) ▾
- 13 Materials (All) ▾
- 14 Application (All) ▾

US\$ million					
Company ▾	2022	2023	2024	2025	2026

- 18 BOE
- 19 CSOT
- 20 Everdisplay
- 21 LG Display
- 22 Samsung Display
- 23 Tianma
- 24 Visionox
- 25 **Grand Total**



■ Emitting Materials Market Sales Forecast

- Contents

> Pivot of Yearly Usage Forecast (kg)

- 10 Nation (All) ▾
- 11 Layers (All) ▾
- 12 OLED Method (All) ▾
- 13 Application (All) ▾
- 14 Materials (All) ▾

	kg				
Company	2022	2023	2024	2025	2026

- 18 BOE
- 19 CSOT
- 20 Everdisplay
- 21 LG Display
- 22 Samsung Display
- 23 Tianma
- 24 Visionox
- 25 **Grand Total**



Analyst
Daejeong YOON