

| | |
|---|------------|
| 1. AMOLED Structure | 4 |
| 1.1 Panel for Mobile Device | |
| 1.2 Foldable OLED Structure | |
| 1.3 Panel for TV | |
| 1.4 Substrate | |
| 1.5 TFT | |
| 1.6 Color Filter | |
| 1.7 OLED Pixel | |
| 1.8 Encapsulation | |
| 1.9 Touch Screen Panel | |
| 1.10 Module | |
| 2. TFT Manufacturing Process | 29 |
| 2.1 LTPS TFT Basic Manufacturing Process | |
| 2.2 SDC LTPS TFT Manufacturing Process | |
| 2.3 Apple Watch 5 LTPO TFT Manufacturing Process | |
| 2.4 Galaxy Note20 Ultra HOP(LTPO) TFT Manufacturing Process | |
| 2.5 Oxide TFT Basic Manufacturing Process | |
| 2.6 LGD Oxide TFT Manufacturing Process | |
| 2.7 SDC Oxide TFT Manufacturing Process | |
| 2.8 TFT Inspection and Measurement Process | |
| 2.9 LTPS TFT Manufacturing Equipment Layout | |
| 3. OLED Pixel and Encapsulation Manufacturing Process | 223 |
| 3.1 Small Size Rigid OLED Manufacturing Process | |
| 3.2 Small Size Flexible OLED Manufacturing Process | |
| 3.3 WRGB OLED Manufacturing Process | |
| 3.4 QD-OLED Manufacturing Process | |
| 3.5 Solution Process OLED Manufacturing Process | |
| 3.6 OLED Pixel Inspection and Measurement Process | |
| 3.7 Encapsulation Inspection and Measurement Process | |
| 3.8 OLED Pixel and Encapsulation Manufacturing Equipment Layout | |
| 4. Cell Manufacturing Process | 259 |
| 4.1 Small Size Rigid OLED Manufacturing Process | |
| 4.2 Small Size Flexible OLED Manufacturing Process | |
| 4.3 Flexible On-cell Touch Manufacturing Process | |
| 4.4 Color Filter on Encapsulation Manufacturing Process for Mobile Device | |
| 4.5 QD Color Filter Manufacturing Process | |
| 4.6 Cell Inspection and Measurement Process | |
| 4.7 Cell Manufacturing Equipment Layout | |

5. Module Manufacturing Process 294

- 5.1 Small Size Rigid OLED Manufacturing Process
- 5.2 Small Size Flexible OLED Manufacturing Process
- 5.3 Camera Punch Hole Manufacturing Process
- 5.4 Foldable OLED Module Manufacturing Process
- 5.5 Module Inspection and Measurement Process
- 5.6 Module Manufacturing Equipment Layout



1. AMOLED Structure

1.2 Foldable OLED Structure

Small Foldable OLED Panel_Galaxy Z Fold3,4

- In 'Galaxy Z Fold 3' and 'Galaxy Z Fold 4', two digitizers are placed on the left and right for touch pen use, and carbon fiber reinforced plastic (CFRP) is used to protect the digitizer.
- Until 'Galaxy Z Fold2', a polarizer was used to prevent reflection, but from 'Galaxy Z Fold3', color filter on encapsulation (COE) technology is applied.
- UTG and PET were used for the cover window and back film, respectively.

Foldable OLED structure for 'Galaxy Z Fold3,4'




1. AMOLED Structure

1.3 Panel Structure for TV

QD-OLED Panel

- Oxide TFT is used, and OLED pixel is a 4-stack structure with top emission structure.
- Light-emitting structure is based on QM2 standard applied from the end of 2022.
- A color filter is applied initially to prevent the emission of QD material caused by external incident light.
- A low refractive index layer is added between the color filter and QD to improve light extraction.
- There is no polarizer, and an anti-reflect film is applied to the upper substrate to prevent reflection of external light.

QD-OLED Structure



(a) QD-OLED structure


1. AMOLED Structure

1.7 OLED Pixel

WRGB OLED Structure Change

- Until 2014, WRGB OLED was mass-produced as a 2-stack WBA structure in which fluorescence (fl.) blue and phosphorescence (ph.) yellow-green were stacked.
- In 2015, it was mass-produced in a 3-stack WBB structure with additional fl. blue added to improve lifetime.
- Ph. red was introduced to the WBC structure mass-produced from 2016 to 2022 to improve the color gamut.
- From the second half of 2020, Ph. green was added to the WBE structure applied to the Guangzhou line, and the existing blue material was changed to blue with deuterium substitution technology. Panels with WBE structure has been mass-produced at the Paju line since 2022.

Structure change for WRGB OLED




2. TFT Manufacturing Process

2.7 SDC Oxide TFT Manufacturing Process

- Pixel electrode deposition

Oxide TFT manufacturing process and equipment



4. Cell Manufacturing Process

4.4 Color Filter on Encapsulation Manufacturing Process for Mobile Device

Color Filter on Encapsulation Manufacturing Process



5. Module Manufacturing Process

5.4 Foldable OLED Module Manufacturing Process

Basic Structure

- Based on the 'Galaxy Z Fold4', Samsung Display is using 30 um ultra thin glass for the cover window.
- The polarizer used in Flexible OLED has been replaced with a color filter and black PDL.
- A digitizer and carbon fiber reinforced plastic (CFRP) are placed at the bottom of the panel to enable the use of a pen.

Foldable OLED structure for 'Galaxy Z Fold4'

