

# Quarterly OLED Emitting Material Market Tracker Sample

4Q, 2023

**Analyst**  
**Daejeong YOON**

[ydj7211@ubiresearch.com](mailto:ydj7211@ubiresearch.com)  
Website : [www.ubiresearch.com](http://www.ubiresearch.com)

# Table of Contents

1. Reference Guide .....	3
2. Sales .....	4
3. Supply Volume .....	18
4. Sales Forecast .....	32
5. Usage Forecast .....	44



# Reference Guide

## Application Covered

- Smartphone
- TV

## Nation Covered

- Korea
- China

## Function Covered

- CGL: n-CGL
- CPL
- Dopant: R, G, B, YG
- ETL: EIL, ETL, aETL
- Host: R, G, B, YG
- HTL: HIL, HTL, P+, RGB Prime

## Structure Covered

- RGB OLED
- WRGB OLED
- QD-OLED
- RGB 2stack OLED

## Actual and Forecast

- Quarterly update
- History : 3-year, Forecast : 5-year

## Unit

- Revenue : US\$ millions
- Volume :ton



# Sales

- Total
- By Nation
- By Company
- By Layer
- By OLED Structure
- By Purpose
- By Material

File Home Insert Page Layout Formulas Data Review View Help

Clipboard Font Alignment Number Styles Cells Editing Add-ins

Conditional Formatting Format as Table

Insert Delete Format

AutoSum Fill Sort & Filter Find & Select

Comments

Normal

A1

A B C D E F G H I J K L M N O P Q R S T U V W X Y Z AA AB AC AD AE AF AG AH



### AMOLED Emitting Material Market Track

- 4Q23 Data Tables
- > Remarks
  - > Average Sales Price of Emitting Materials\_Q
  - > Sales
    - [Sales and Supply Volume of Emitting Material Companies\\_Q](#)
    - [PIVOT Quarterly Sales](#)
    - [PIVOT Quarterly Supply Volume](#)
  - > Forecast
    - [PIVOT Sales Forecast](#)
    - [PIVOT Usage Forecast](#)
  - > [www.ubiresearch.com](http://www.ubiresearch.com)

[ Notice ]

1. This file is published by UBI RESEARCH.
2. This file is available for buyers only, if not, he or she shall compensates ten times of the buying price due to the violation of the copyright.
3. This file is disclose-able with the consent of UBI RESEARCH.
4. This file is subject to UBI RESEARCH and the printing, copying, and binding are governed by the relevant laws.

AutoSave [On] 4Q23\_Quarterly OLED Emitting Material Market Tracker

File Home Insert Page Layout Formulas Data Review View Help

Clipboard Font Alignment Number Styles Cells Editing Add-ins Analyze Data

Comments

A1

A B C D E F G H I J K L M N O P Q R S T U V W X Y Z AA AB AC AD AE AF AG AH AI AJ AK



■ Average Sales Price of Emitting Materials

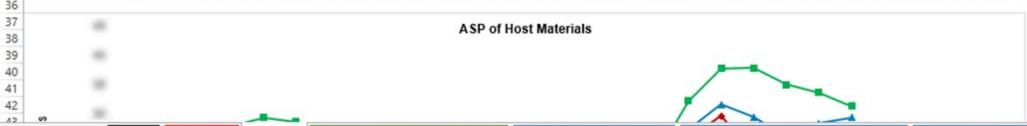
- Contents
- > ASP of Emitting Materials
- > ASP of Host Materials
- > ASP of Dopant Materials
- > ASP of Common Layer Materials

> ASP of Emitting Materials (S/g)

Items	1Q18	2Q18	3Q18	4Q18	1Q19	2Q19	3Q19	4Q19	1Q20	2Q20	3Q20	4Q20	1Q21	2Q21	3Q21	4Q21	1Q22	2Q22	3Q22	4Q22	1Q23	2Q23	3Q23
Red Host																							
Red Dopant																							
Green Host																							
Green Dopant																							
Blue Host																							
Blue Dopant																							
aETL																							
EIL																							
ETL																							
HIL																							
HITL																							
HTL																							
R'																							
G'																							
B'																							

> ASP of Host Materials (S/g)

Items	1Q18	2Q18	3Q18	4Q18	1Q19	2Q19	3Q19	4Q19	1Q20	2Q20	3Q20	4Q20	1Q21	2Q21	3Q21	4Q21	1Q22	2Q22	3Q22	4Q22	1Q23	2Q23	3Q23
Red Host																							
Green Host																							
Blue Host																							



File Home Insert Page Layout Formulas Data Review View Help

Clipboard Font Alignment Number Styles Cells Editing Add-ins Analyze Data

Clipboard: Cut, Copy, Paste, Format Painter  
 Font: Arial, 11, Bold, Italic, Underline, Text Color, Background Color  
 Alignment: Wrap Text, Merge & Center  
 Number: General, Percent, Decimals  
 Styles: 실평 [0] 8.2, 실평 [0] 9, 표준 3 2 2, 표준 4 2 2, Normal  
 Cells: Insert, Delete, Format  
 Editing: AutoSum, Fill, Clear, Sort & Filter, Find & Select  
 Add-ins: Add-ins, Analyze Data

A1

	A	B	C	D	E	F	G	H	I	J	K	L	M	N	O	P	Q	R	S	T	U	V	W	X	Y	Z	AA	AB	AC	AD	AE	AF
--	---	---	---	---	---	---	---	---	---	---	---	---	---	---	---	---	---	---	---	---	---	---	---	---	---	---	----	----	----	----	----	----



■ Sales and Supply Volume of Emitting Material Companies\_Quarterly

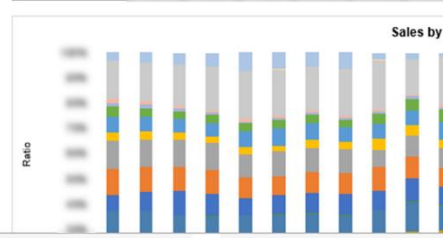
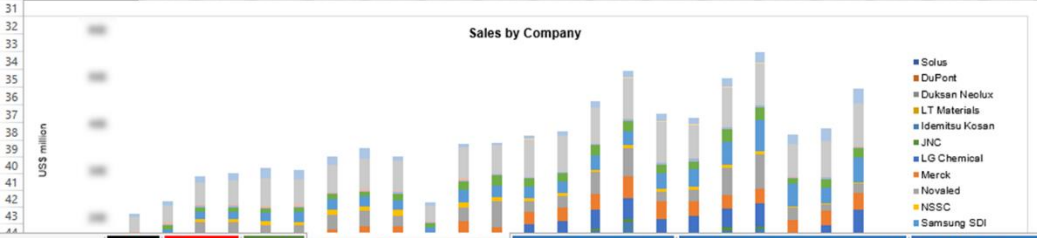
- Contents
- > Sales by Material Company and the Market Share
- > Supply Volume by Material Company and the Market Share

▶ Sales by Material Company (US\$ million)

Company	1Q18	2Q18	3Q18	4Q18	1Q19	2Q19	3Q19	4Q19	1Q20	2Q20	3Q20	4Q20	1Q21	2Q21	3Q21	4Q21	1Q22	2Q22	3Q22	4Q22	1Q23	2Q23	3Q23	
Solus																								
DuPont																								
Duksan Neolux																								
LT Materials																								
Idemitsu Kosan																								
JNC																								
LG Chemical																								
Merck																								
Novald																								
NSSC																								
Samsung SDI																								
SFC																								
Toray																								
Tosoh																								
UDC																								
Hodogaya																								
etc																								
Total																								

> Sales by Company and the Market Share

Company	1Q18	2Q18	3Q18	4Q18	1Q19	2Q19
Solus						
DuPont						
Duksan Neolux						
LT Materials						
Idemitsu Kosan						
JNC						
LG Chemical						
Merck						
Novald						
NSSC						
Samsung SDI						
SFC						
Toray						
Tosoh						
UDC						
Hodogaya						
etc						
Total						



AutoSave On 4Q23\_Quarterly OLED Emitting Material Market Tracker Search

File Home Insert Page Layout Formulas Data Review View Help

Clipboard Font Alignment Number Styles Cells Editing Add-ins Analyze Data

A1

A B C D E F G H I J K L M N O P Q R S T U V W X Y Z AA AB AC AD AE AF AG AH AI AJ



■ Emitting Material Supply Volume\_Quarterly

- Contents

> Pivot of Quarterly Supply Volume

- 11 Nation (All) ▾
- 12 Application (All) ▾
- 13 Layer (All) ▾
- 14 OLED (All) ▾
- 15 Material (All) ▾

Company	kg	1Q18	2Q18	3Q18	4Q18	1Q19	2Q19	3Q19	4Q19	1Q20	2Q20	3Q20	4Q20	1Q21	2Q21	3Q21	4Q21	1Q22	2Q22	3Q22	4Q22	1Q23	2Q23	3Q23	
BOE																									
CSOT																									
Everdisplay																									
LG Display																									
Samsung Displa																									
Tianma																									
Visionox																									
Royole																									
Truly																									
AUO																									
Sony																									
Sharp																									
Japan Display																									
Grand Total																									



File Home Insert Page Layout Formulas Data Review View Help

Clipboard Font Alignment Number Styles Cells Editing Add-ins Analyze Data

Conditional Formatting Format as Table

삽표 [0] 8 2 삽표 [0] 9 표준 3 2 2 Normal

삽표 4 2 표준 4 2 2

Insert Delete Format

AutoSum Fill Sort & Filter Find & Select

A1

A B C D E F G H I J K L M N O P Q R S T U V W X Y Z AA AB AC AD



■ Emitting Materials Market Sales Forecast

- Contents

> Pivot of Yearly Sales Forecast

- Nation (All)
- Layer (All)
- Application (All)
- OLED Method (All)
- Material (All)

US\$ million						
Company	2023	2024	2025	2026	2027	2028
BOE						
CSOT						
Everdisplay						
LG Display						
Samsung Displa						
Tianma						
Visionox						
<b>Grand Total</b>						

Main Remarks ASP\_Q Material Companies' Perf\_Q PIVOT Quarterly Sales PIVOT Quarterly Supply Volume PIVOT Sales Forecast PIVOT Usage Forecast

File Home Insert Page Layout Formulas Data Review View Help

Clipboard Font Alignment Number Styles Cells Editing Add-ins Analyze Data

Clipboard: Paste, Cut, Copy, Format Painter  
 Font: Arial, 11, Bold, Italic, Underline, Text Color, Background Color  
 Alignment: Left, Center, Right, Merge & Center  
 Number: General, Percent, Thousand Separator, Negative Numbers in Red  
 Styles: Conditional Formatting, Format as Table, Sample 0, Sample 1, Sample 2, Normal  
 Cells: Insert, Delete, Format  
 Editing: AutoSum, Fill, Clear, Sort & Filter, Find & Select  
 Add-ins: Add-ins, Analyze Data

A1

A B C D E F G H I J K L M N O P Q R S T U V W X Y Z AA



■ Emitting Materials Market Sales Forecast

- Contents

> Pivot of Yearly Usage Forecast

- 10 Nation (All)
- 11 Layer (All)
- 12 Application (All)
- 13 OLED Method (All)
- 14 Material (All)

	kg					
Company	2023	2024	2025	2026	2027	2028
BOE						
CSOT						
Everdisplay						
LG Display						
Samsung Displa						
Tianma						
Visionox						
Grand Total						



Analyst  
**Daejeong YOON**