

Quarterly OLED Emitting Material Market Tracker Sample

1Q, 2024

Analyst
Junho Kim

alertriot@ubiresearch.com
Website : www.ubiresearch.com

Table of Contents

1. Reference Guide	3
2. Sales	4
3. Supply Volume	18
4. Sales Forecast	32
5. Usage Forecast	44



Reference Guide

Application Covered

- Smartphone
- TV

Nation Covered

- Korea
- China

Function Covered

- CGL: n-CGL
- CPL
- Dopant: R, G, B, YG
- ETL: EIL, ETL, aETL
- Host: R, G, B, YG
- HTL: HIL, HTL, P+, RGB Prime

Structure Covered

- RGB OLED
- WRGB OLED
- QD-OLED
- RGB 2stack OLED

Actual and Forecast

- Quarterly update
- History : 3-year, Forecast : 5-year

Unit

- Revenue : US\$ millions
- Volume : ton



Sales

- Total
- By Nation
- By Company
- By Layer
- By OLED Structure
- By Purpose
- By Material

A1 fx

A B C D E F G H I J K L M N O P Q R S T U V W X Y Z AA AB AC AD AE AF AG AH



AMOLED Emitting Material Market Track

- 1Q24 Data Tables

- > **Remarks**
- > *Average Sales Price of Emitting Materials_Q*
- > **Sales**
- [Sales and Supply Volume of Emitting Material Companies_Q](#)
- [PIVOT Quarterly Sales](#)
- [PIVOT Quarterly Supply Volume](#)
- > **Forecast**
- [PIVOT Sales Forecast](#)
- [PIVOT Usage Forecast](#)
- > www.ubiresearch.com

[Notice]

1. This file is published by UBI RESEARCH.
2. This file is available for buyers only, if not, he or she shall compensate ten times of the buying price due to the violation of the copyright.
3. This file is disclose-able with the consent of UBI RESEARCH.
4. This file is subject to UBI RESEARCH and the printing, copying, and binding are governed by the relevant laws.

A1

A B C D E F G H I J K L M N O P Q R S T U V W X Y Z AA AB AC AD AE AF AG AH AI AJ AK



Main

■ Average Sales Price of Emitting Materials

- Contents
- > ASP of Emitting Materials
- > ASP of Host Materials
- > ASP of Dopant Materials
- > ASP of Common Layer Materials

> ASP of Emitting Materials

(\$/g)

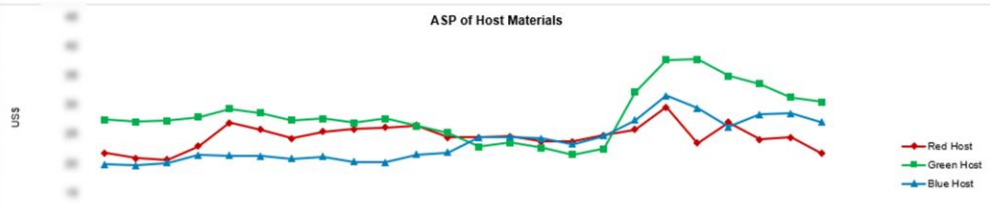
Items	1Q18	2Q18	3Q18	4Q18	1Q19	2Q19	3Q19	4Q19	1Q20	2Q20	3Q20	4Q20	1Q21	2Q21	3Q21	4Q21	1Q22	2Q22	3Q22	4Q22	1Q23	2Q23	3Q23	4Q23	
Red Host																									
Red Dopant																									
Green Host																									
Green Dopant																									
Blue Host																									
Blue Dopant																									
aETL																									
EIL																									
ETL																									
HIL																									
HITL																									
HTL																									
R'																									
G'																									
B'																									

> ASP of Host Materials

(\$/g)

	1Q18	2Q18	3Q18	4Q18	1Q19	2Q19	3Q19	4Q19	1Q20	2Q20	3Q20	4Q20	1Q21	2Q21	3Q21	4Q21	1Q22	2Q22	3Q22	4Q22	1Q23	2Q23	3Q23	4Q23	
Red Host																									
Green Host																									
Blue Host																									

ASP of Host Materials



A1 [X] [Y] [Z]

UBI RESEARCH [Main]

Sales and Supply Volume of Emitting Material Companies_Quarterly

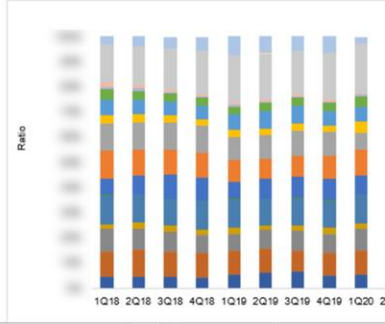
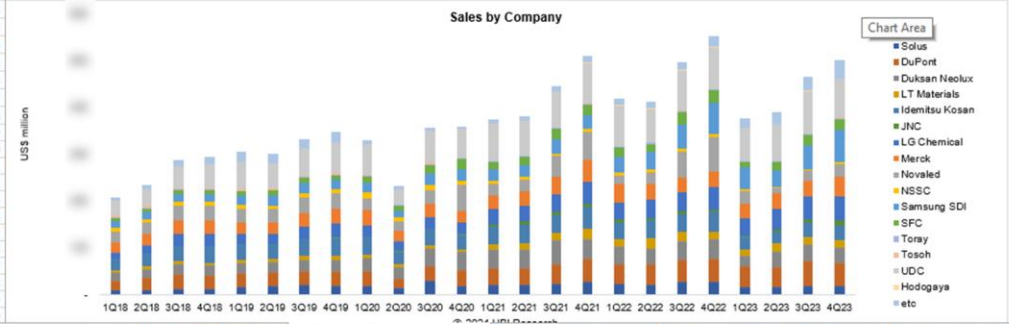
- Contents
- > Sales by Material Company and the Market Share
- > Supply Volume by Material Company and the Market Share

Sales by Material Company (US\$ million)

Company	1Q18	2Q18	3Q18	4Q18	1Q19	2Q19	3Q19	4Q19	1Q20	2Q20	3Q20	4Q20	1Q21	2Q21	3Q21	4Q21	1Q22	2Q22	3Q22	4Q22	1Q23	2Q23	3Q23	4Q23
Solus																								
DuPont																								
DuSan Neolux																								
LT Materials																								
Idemitsu Kosan																								
JNC																								
LG Chemical																								
Merck																								
Novaled																								
NSSC																								
Samsung SDI																								
SFC																								
Toray																								
Tosoh																								
UDC																								
Hodogaya																								
etc																								
Total																								

Sales by Company and the Market Share

Company	1Q18	2Q18	3Q18	4Q18	1Q19
Solus					
DuPont					
DuSan Neolux					
LT Materials					
Idemitsu Kosan					
JNC					
LG Chemical					
Merck					
Novaled					
NSSC					
Samsung SDI					
SFC					
Toray					
Tosoh					
UDC					
Hodogaya					
etc					
Total					



A1



■ Emitting Material Supply Volume_Quarterly

- Contents
> Pivot of Quarterly Supply Volume

- Nation (All)
- Application (All)
- Layer (All)
- OLED (All)
- Material (All)

Company	1Q18	2Q18	3Q18	4Q18	1Q19	2Q19	3Q19	4Q19	1Q20	2Q20	3Q20	4Q20	1Q21	2Q21	3Q21	4Q21	1Q22	2Q22	3Q22	4Q22	1Q23	2Q23	3Q23	4Q23		
BOE																										
CSOT																										
Everdisplay																										
LG Display																										
Samsung Displ																										
Tianma																										
Visionox																										
Royole																										
Truly																										
AUO																										
Sony																										
Sharp																										
Japan Display																										
Grand Total																										

A1 fx

A B C D E F G H I J K L M N O P Q R S T U V W X Y Z AA AB AC AD



■ Emitting Materials Market Sales Forecast

- Contents
> Pivot of Yearly Sales Forecast

- 10 Nation (All) ▾
- 11 Layer (All) ▾
- 12 Application (All) ▾
- 13 OLED Method (All) ▾
- 14 Material (All) ▾

Company	US\$ million				
	2024	2025	2026	2027	2028
BOE					
CSOT					
Everdisplay					
LG Display					
Samsung Displ					
Tianma					
Visionox					
Grand Total					

A1

A B C D E F G H I J K L M N O P Q R S T U V W X Y Z AA



■ Emitting Materials Market Sales Forecast

- Contents
> Pivot of Yearly Usage Forecast

- 11 Nation (All) ▾
- 12 Layer (All) ▾
- 13 Application (All) ▾
- 14 OLED Method (All) ▾
- 15 Material (All) ▾

Company	kg	2024	2025	2026	2027	2028
BOE						
CSOT						
Everdisplay						
LG Display						
Samsung Display						
Tianma						
Visionox						
Grand Total						