

Quarterly OLED Emitting Material Market Tracker Sample

2Q, 2024

**Analyst
Junho Kim**

alertriot@ubiresearch.com
Website : www.ubiresearch.com

Table of Contents

1. Reference Guide	3
2. Sales	4
3. Supply Volume	18
4. Sales Forecast	32
5. Usage Forecast	44



Reference Guide

Application Covered

- Smartphone
- TV

Nation Covered

- Korea
- China

Function Covered

- CGL: n-CGL
- CPL
- Dopant: R, G, B, YG
- ETL: EIL, ETL, aETL
- Host: R, G, B, YG
- HTL: HIL, HTL, P+, RGB Prime

Structure Covered

- RGB OLED
- WRGB OLED
- QD-OLED
- RGB 2stack OLED

Actual and Forecast

- Quarterly update
- History : 3-year, Forecast : 5-year

Unit

- Revenue : US\$ millions
- Volume : ton



Sales

- Total
- By Nation
- By Company
- By Layer
- By OLED Structure
- By Purpose
- By Material

File Home Insert Page Layout Formulas Data Review View Help

Paste Copy Format Painter Clipboard Font Alignment Number Styles Cells Editing

Conditional Formatting Format as Table Styles Cells Editing

AutoSum Fill Sort & Filter Find & Select Add-ins

A1

A B C D E F G H I J K L M N O P Q R S T U V W X Y Z AA AB AC AD AE AF AG AH



AMOLED Emitting Material Market Track

- 2024 Data Tables

- > Remarks
- > Average Sales Price of Emitting Materials_Q
- > Sales
 - [Sales and Supply Volume of Emitting Material Companies_Q](#)
 - [PIVOT Quarterly Sales](#)
 - [PIVOT Quarterly Supply Volume](#)
- > Forecast
 - [PIVOT Sales Forecast](#)
 - [PIVOT Usage Forecast](#)
- > www.ubiresearch.com

[Notice]

1. This file is published by UBI RESEARCH.
2. This file is available for buyers only, if not, he or she shall compensate ten times of the buying price due to the violation of the copyright.
3. This file is disclose-able with the consent of UBI RESEARCH.
4. This file is subject to UBI RESEARCH and the printing, copying, and binding are governed by the relevant laws.

File Home Insert Page Layout Formulas Data Review View Help

Paste Copy Format Painter Clipboard Font Alignment Number Styles Cells Editing

Conditional Formatting Format as Table Styles Cells Editing

A1

A B C D E F G H I J K L M N O P Q R S T U V W X Y Z AA AB AC AD AE AF AG AH AI AJ AK AL



Average Sales Price of Emitting Materials

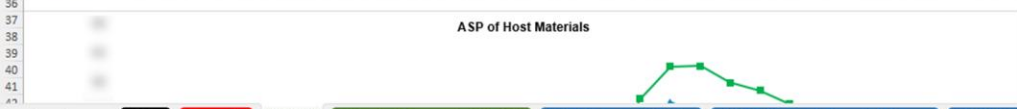
- Contents
 - > ASP of Emitting Materials
 - > ASP of Host Materials
 - > ASP of Dopant Materials
 - > ASP of Common Layer Materials

> ASP of Emitting Materials (\$/g)

Items	1Q18	2Q18	3Q18	4Q18	1Q19	2Q19	3Q19	4Q19	1Q20	2Q20	3Q20	4Q20	1Q21	2Q21	3Q21	4Q21	1Q22	2Q22	3Q22	4Q22	1Q23	2Q23	3Q23	4Q23	1Q24
Red Host																									
Red Dopant																									
Green Host																									
Green Dopant																									
Blue Host																									
Blue Dopant																									
aETL																									
EIL																									
ETL																									
HIL																									
HITL																									
HTL																									
R'																									
G'																									
B'																									

> ASP of Host Materials (\$/g)

	1Q18	2Q18	3Q18	4Q18	1Q19	2Q19	3Q19	4Q19	1Q20	2Q20	3Q20	4Q20	1Q21	2Q21	3Q21	4Q21	1Q22	2Q22	3Q22	4Q22	1Q23	2Q23	3Q23	4Q23	1Q24
Red Host																									
Green Host																									
Blue Host																									



File Home Insert Page Layout Formulas Data Review View Help

Paste Copy Format Painter Clipboard Font Alignment Number Styles Cells Editing

Font: Arial 11, Bold, Italic, Underline, Color, Background Color

Alignment: Wrap Text, Merge & Center

Number: General, Percent, Decimals

Styles: Normal, Font 3 2 2, Font 4 2

Cells: Insert, Delete, Format

Editing: AutoSum, Fill, Clear, Sort & Filter, Find & Select, Add-ins

A1

A B C D E F G H I J K L M N O P Q R S T U V W X Y Z AA AB AC AD AE AF



Sales and Supply Volume of Emitting Material Companies_Quarterly

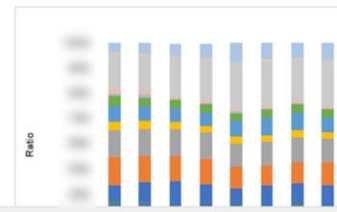
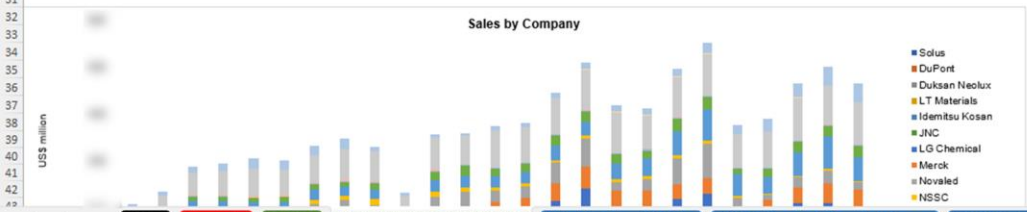
- Contents
- > Sales by Material Company and the Market Share
- > Supply Volume by Material Company and the Market Share

> Sales by Material Company (US\$ million)

Company	1Q18	2Q18	3Q18	4Q18	1Q19	2Q19	3Q19	4Q19	1Q20	2Q20	3Q20	4Q20	1Q21	2Q21	3Q21	4Q21	1Q22	2Q22	3Q22	4Q22	1Q23	2Q23	3Q23	4Q23	1Q24	
Solus																										
DuPont																										
Duksan Neolux																										
LT Materials																										
Idemitsu Kosan																										
JNC																										
LG Chemical																										
Merck																										
Novaled																										
NSSC																										
Samsung SDI																										
SFC																										
Toray																										
Tosoh																										
UDC																										
Hodogaya																										
etc																										
Total																										

> Sales by Company and the Market Share

Company	1Q18	2Q18	3Q18	4Q18
Solus				
DuPont				
Duksan Neolux				
LT Materials				
Idemitsu Kosan				
JNC				
LG Chemical				
Merck				
Novaled				
NSSC				
Samsung SDI				
SFC				
Toray				
Tosoh				
UDC				
Hodogaya				
etc				
Total				



File Home Insert Page Layout Formulas Data Review View Help

Clipboard: Paste, Copy, Format Painter

Font: Arial, 11, Bold, Italic, Underline, Text Color, Background Color

Alignment: Wrap Text, Merge & Center

Number: General, Percent, Decimals

Styles: Conditional Formatting, Format as Table, Styles (Normal, Standard 2, 2, 2)

Cells: Insert, Delete, Format

Editing: AutoSum, Fill, Clear, Sort & Filter, Find & Select, Add-ins

A1

	A	B	C	D	E	F	G	H	I	J	K	L	M	N	O	P	Q	R	S	T	U	V	W	X	Y	Z	AA	AB	AC	AD	AE	AF	AG	AH	AI	AJ	AK
--	---	---	---	---	---	---	---	---	---	---	---	---	---	---	---	---	---	---	---	---	---	---	---	---	---	---	----	----	----	----	----	----	----	----	----	----	----



■ Emitting Material Supply Volume_Quarterly

- Contents
 > Pivot of Quarterly Supply Volume

- 11 Nation (All)
- 12 Application (All)
- 13 Layer (All)
- 14 OLED (All)
- 15 Material (All)

		kg																											
Company	1Q18	2Q18	3Q18	4Q18	1Q19	2Q19	3Q19	4Q19	1Q20	2Q20	3Q20	4Q20	1Q21	2Q21	3Q21	4Q21	1Q22	2Q22	3Q22	4Q22	1Q23	2Q23	3Q23	4Q23	1Q24				
BOE																													
CSOT																													
Everdisplay																													
LG Display																													
Samsung Display																													
Tianma																													
Visionox																													
Royole																													
Truly																													
AUO																													
Sony																													
Sharp																													
Japan Display																													
Grand Total																													

File Home Insert Page Layout Formulas Data Review View Help

Paste Copy Format Painter Clipboard Font Alignment Number Styles Cells Editing

Conditional Formatting Format as Table Styles

AutoSum Fill Sort & Filter Find & Select Add-ins

A1

	A	B	C	D	E	F	G	H	I	J	K	L	M	N	O	P	Q	R	S	T	U	V	W	X
--	---	---	---	---	---	---	---	---	---	---	---	---	---	---	---	---	---	---	---	---	---	---	---	---



■ Emitting Materials Market Sales Forecast

- Contents
- > Pivot of Yearly Sales Forecast
- Nation (All)
- Layer (All)
- Application (All)
- OLED Method (All)
- Material (All)

US\$ million					
Company	2024	2025	2026	2027	2028
BOE					
CSOT					
Everdisplay					
LG Display					
Samsung Display					
Tianma					
Visionox					
Grand Total					

File Home Insert Page Layout Formulas Data Review View Help

Paste Copy Format Painter Clipboard Font Alignment Number Styles Cells Editing

Conditional Formatting Format as Table Styles

AutoSum Fill Clear Sort & Filter Find & Select Add-ins

A1

A B C D E F G H I J K L M N O P Q R S T U V W X Y Z AA



■ Emitting Materials Market Sales Forecast

- Contents
- > Pivot of Yearly Usage Forecast
- Nation (All)
- Layer (All)
- Application (All)
- OLED Method (All)
- Material (All)

Company	kg	2024	2025	2026	2027	2028
BOE						
CSOT						
Everdisplay						
LG Display						
Samsung Displa						
Tianma						
Visionox						
Grand Total						